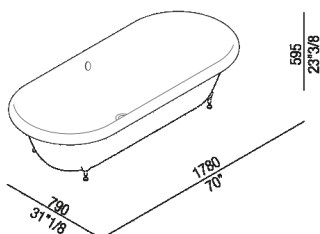








Built-in bathtub with waste and overflow connection in chrome finish
 AVAS0968ZZ_

Benedini Associati, 2010



Built-in bathtub in Cristalplant® biobased inspired by the forms of the past.



Finishes

-  White
-  Brushed burnished
-  Brushed
-  Chrome

Materials

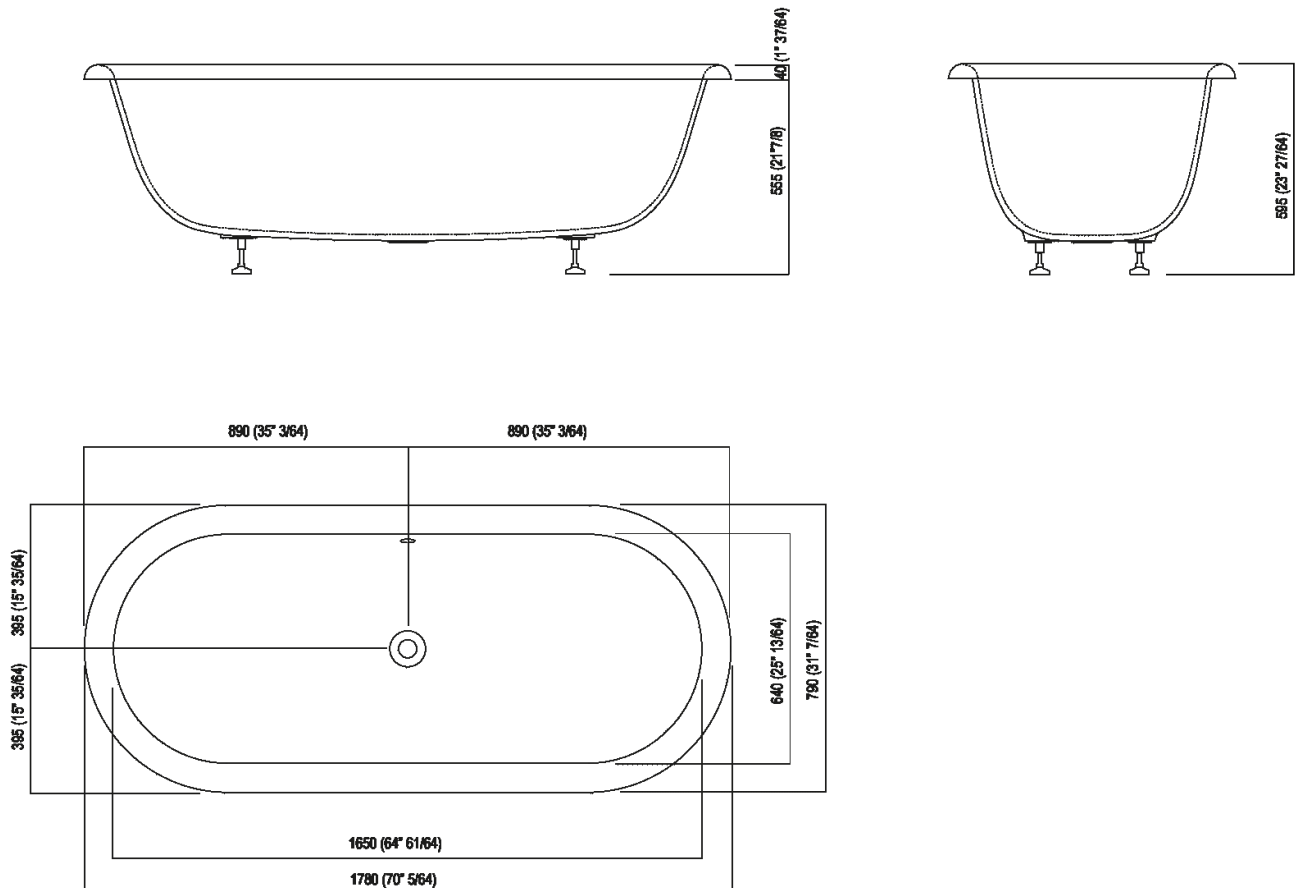
-  Cristalplant® biobased
-  Brass

Classical built-in unit bathtub made from Cristalplant® biobased. Supplied with external waste and external overflow connection .MET1516 and .MET6500R for built-in bathtub (available chrome, brushed chrome or brushed burnished finish).

Height:	59.5 cm	23" 3/8 inches
Length:	178 cm	70" inches
Weight:	54 kg	119 lbs
Depth:	79 cm	31" 1/8 inches
Capacity:	270 l	71 gal
Packaging:	88 x 187 x 80 cm	34" 5/8 x 73" 3/8 x 31" 4/8 inches
Total weight:	99 kg	218 lbs



Main dimensions





Dimensions for waste

