

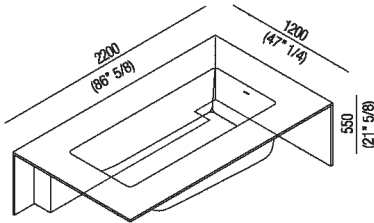


Corner bathtub, edges cm 27 (10" 5/8). Side panel with storage compartments and drain side panel

AVAS0987Z_0

Benedini Associati, 2009

Rectangular wall mounted bathtub in white Cristalplant®.



Rectangular bathtub in white Cristalplant® with overflow hole. Tap units may be placed on the edge of the bathtub, on the wall or on the floor. Water supply from the inside of the bathtub is possible too, via hole provided with ferrule in gloss stainless steel. Models for freestanding, corner, niche or built-in installations. The bathtub internal measures are 166 x 66 cm (65"3/8 x 26") and its edges have a maximum width of 27 cm (10"5/8). However, other measurements are also available (minimum width: 5 cm - 2"). The minimum width to install the tapware on the edge of the tub or an internal water supply is 15 cm (5"7/8). In addition to the shown configurations, several variations are possible depending on edge width, presence of vertical finish panels or storage compartments. In your order please specify: the accessorized side, the type of tap holes, the position of the tapware, the presence of an interior water supply. It is mandatory to use waste trap .MET0477 or .MET0477C (.MET0434 or .MET0477C for bathtubs on display). For an easier installation of the bathtubs we recommend to use the template for the positioning of the waste trap AKITPZVAS.

Height:	55 cm	21" 5/8 inches
Length:	220 cm	86" 5/8 inches
Weight:	210 kg	463 lbs
Depth:	120 cm	47" 1/4 inches
Capacity:	306 l	81 gal
Packaging:	135 x 235 x 68 cm	53" 1/8 x 92" 4/8 x 26" 6/8 inches
Total weight:	270 kg	594 lbs

Finishes



White

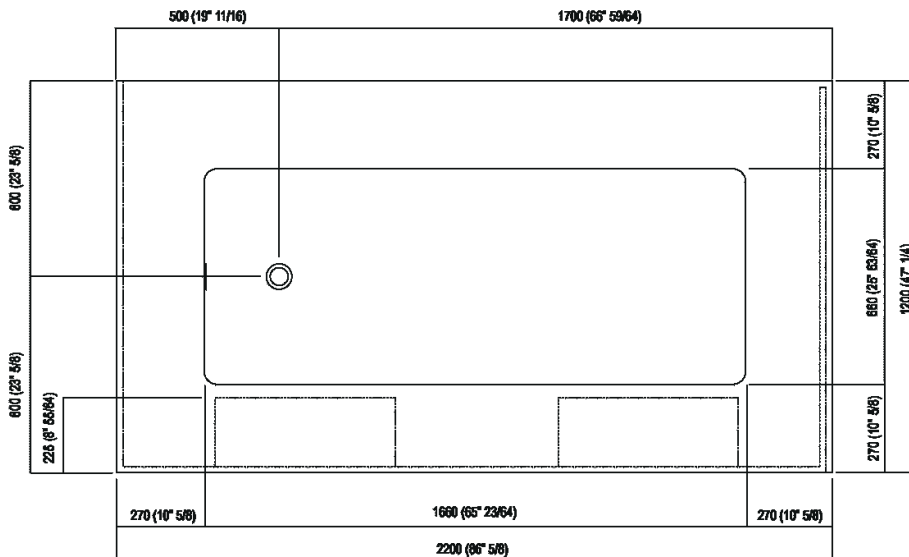
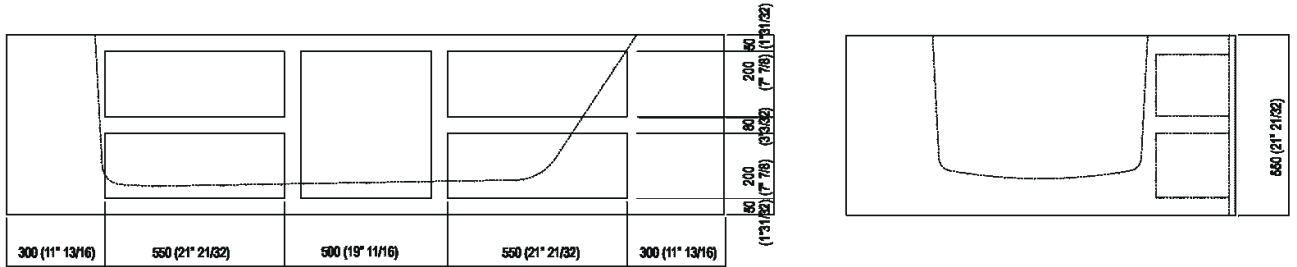
Materials



Cristalplant®

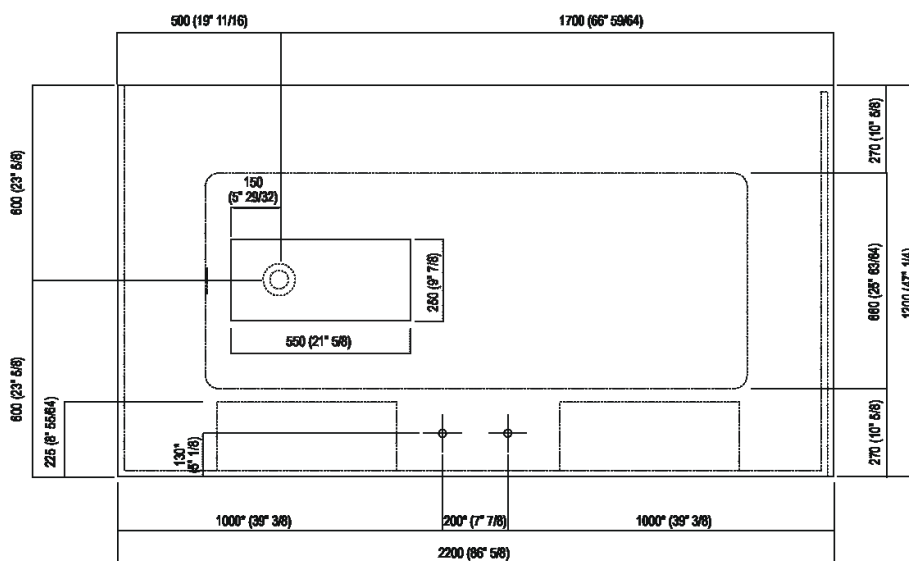


Main dimensions





Elevation for recess and water supply connection for bath rim tap

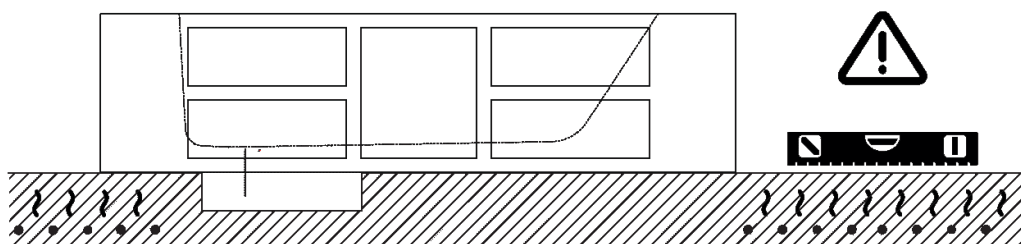


* quote indicative / approximate dimensions

La rubinetteria a bordo vasca e l'erogazione interna possono essere essere inserite su tutti i bordi con spessore minimo di cm 15
 The bath rim tap and the internal water supply can be placed on all rims with minimum thickness of 15 cm (5" 7/8)



Nota



La vasca deve essere installata su un pavimento perfettamente piano.
The bathtub must be positioned on a flat floor surface.

E' necessario predisporre a pavimento un pozzetto.
It is necessary to prepare a recess in the floor.

Evitare di realizzare impianti di riscaldamento nell'area sottostante la vasca.
Avoid the installation of floor heating plants in the area under the bathtub.