

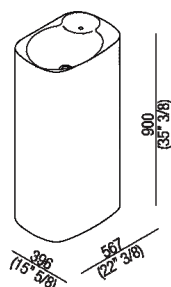


Column washbasin designed for wall drainage







ACER0763FM0_

Andrea Morgante (Shiro Studio) - Shiro Studio, 2010

White Cristalplant® biobased and marble independent washbasin



Finiture

-  White
-  White Carrara
-  Grey Carnico
-  Black Marquina
-  Green Alpi
-  Dark Emperador

Materiali

-  Cristalplant® biobased
-  Marble

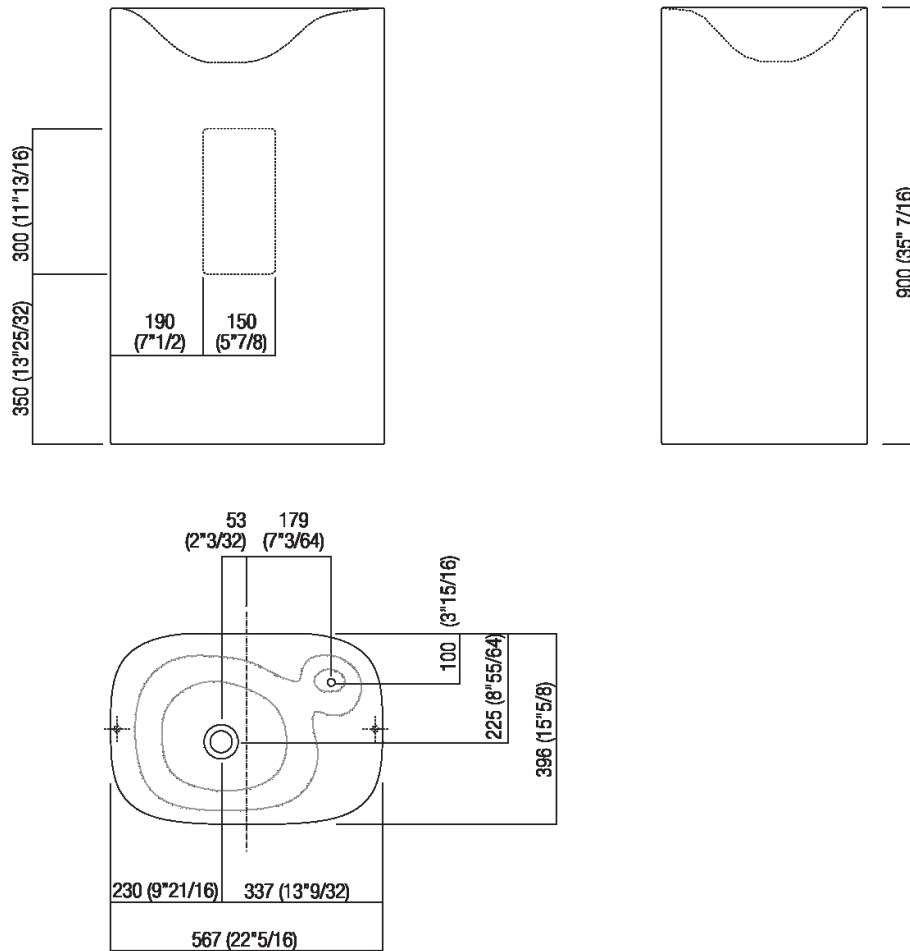
Rectangular wall mounted or column washbasin in white Cristalplant® biobased with overflow hole in a small basin connected with the main basin, which also can be used as a soap holder. Wall mounted version with or without tap hole. Column version also available in white Carrara marble, grey carnico marble, black Marquina marble, green Alpi marble or dark Emperador marble, without tap hole, designed for wall or floor mounted drain discharge. All models use waste .MET0563. For the version with floor mounted discharge, it is mandatory to insert waste trap .MET0519. Fixing kit included. The overflow hole has a maximum capacity of 8 l/min, therefore it is advisable to install a waste designed for washbasins without overflow.

Altezza:	90 cm	35" 3/8 inches
Larghezza:	56.7 cm	22" 3/8 inches
Peso:	33 kg	73 lbs
Profondità :	39.6 cm	15" 3/8 inches
Confezione:	50 x 60 x 100 cm	19" 5/8 x 23" 5/8 x 39" 3/8 inches
Peso della confezione:	53 kg	117 lbs

Note: The above measurements refer to the Cristalplant® biobased version, for the marble version the measurements are: Weight: 210 kg - 462 lbs Packaging: 50 x 66 x 100 cm - 19" 5/8 x 26" x 39" 3/8Gross weight: 230 kg - 507 lbs

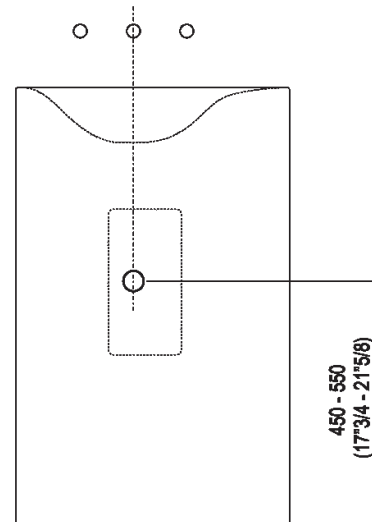


Main dimensions

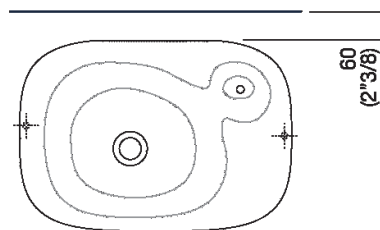




Installation notes



Scarico per sifone a bottiglia
Drain for bottle trap





Tap position, recommended height

POSIZIONE RUBINETTERIA / TAP POSITION

Altezza consigliata / Recommended height

