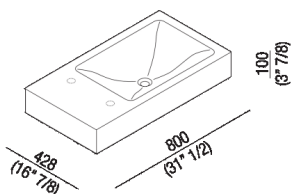




Washbasin cm 42,6 x 80 (16"7/8 x 31"1/2)
 with basin on the right
 ACER0815084D_

Benedini Associati, 2012

Marble or Cristalplant® biobased washbasin.



Rectangular washbasin in white Cristalplant® biobased or in white Carrara marble with or without tap holes and for mixer tap, free flow. Possible combination with storage units in the Flat XL range. Use .MET0563 or .MET0418L waste with .PLA0456 concealed siphon pipe. The washbasin can be delivered also in stone or marble types on demand, price to be calculated.

Finiture



White Carrara



White

Materiali



Marble



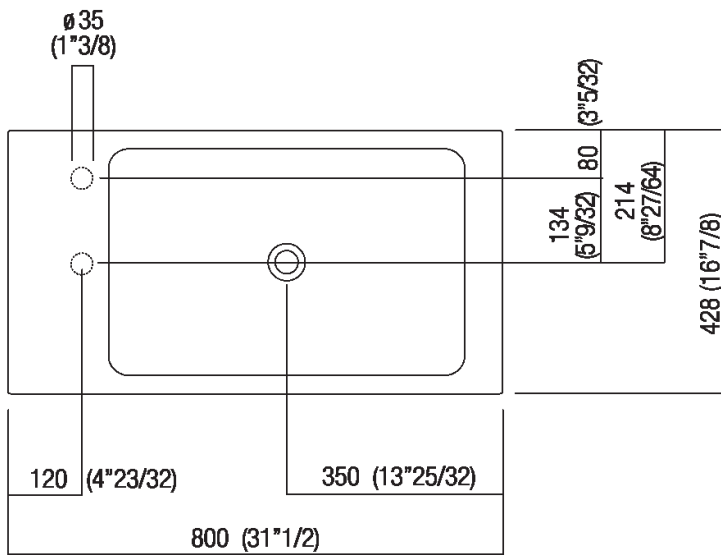
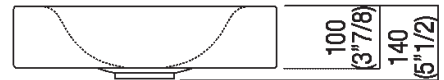
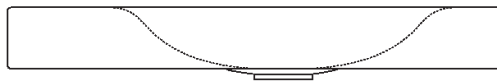
Cristalplant® biobased

Altezza:	10 cm	3" 7/8 inches
Larghezza:	80 cm	31" 1/2 inches
Peso:	20 kg	44 lbs
Profondità :	42.8 cm	16" 7/8 inches
Confezione:	47 x 84 x 15 cm	18" 4/8 x 33" 3/4 x 5" 7/8 inches
Peso della confezione:	23 kg	51 lbs

Note: The above measurements refer to the Cristalplant® biobased version, for the marble version the measurements are: Weight: 40 kg - 88 lbs Packaging: 52 x 90 x 30 cm - 20" 1/2 x 35" 3/8 x 11" 3/4 Gross weight: 60 kg - 132 lbs

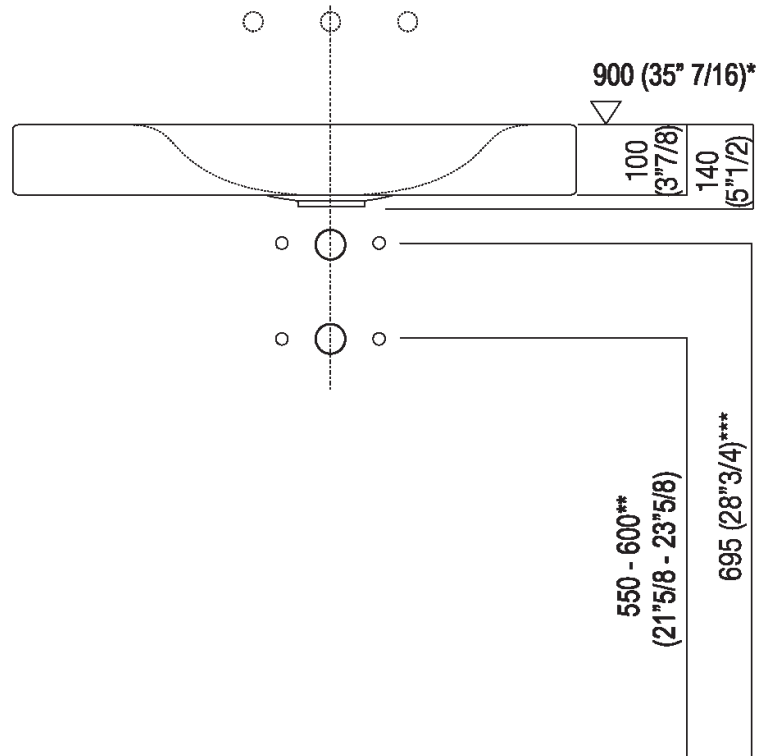


Main dimensions





Installation notes



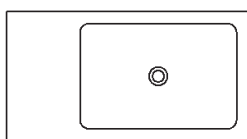
* h.consigliata / advised h

** scarico per sifone a bottiglia / drain for bottle trap

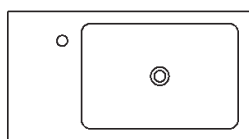
*** scarico per sifone ad incasso .PLA0456 / drain for concealed waste trap .PLA0456



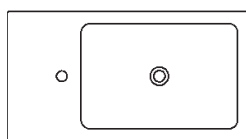
Drilling scheme



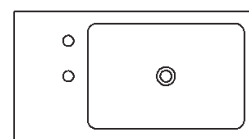
D|A



D|B



D|C



D|D

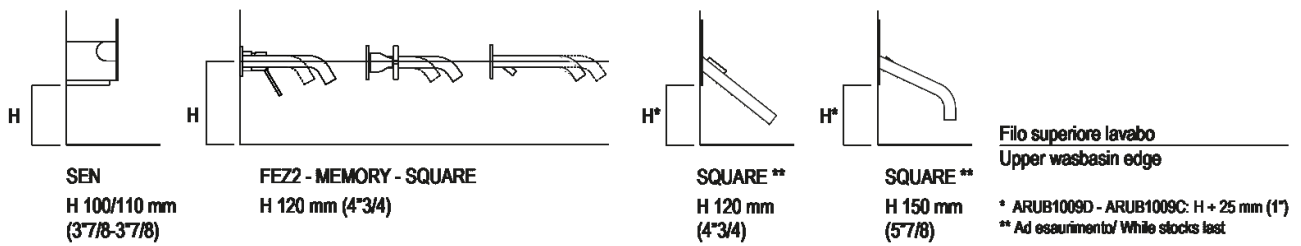
- D vaso a destra / basin of right
- A nessun foro / no hole
- B un foro / one hole
- C un foro / one hole
- D due fori / two holes



Tap position, recommended height

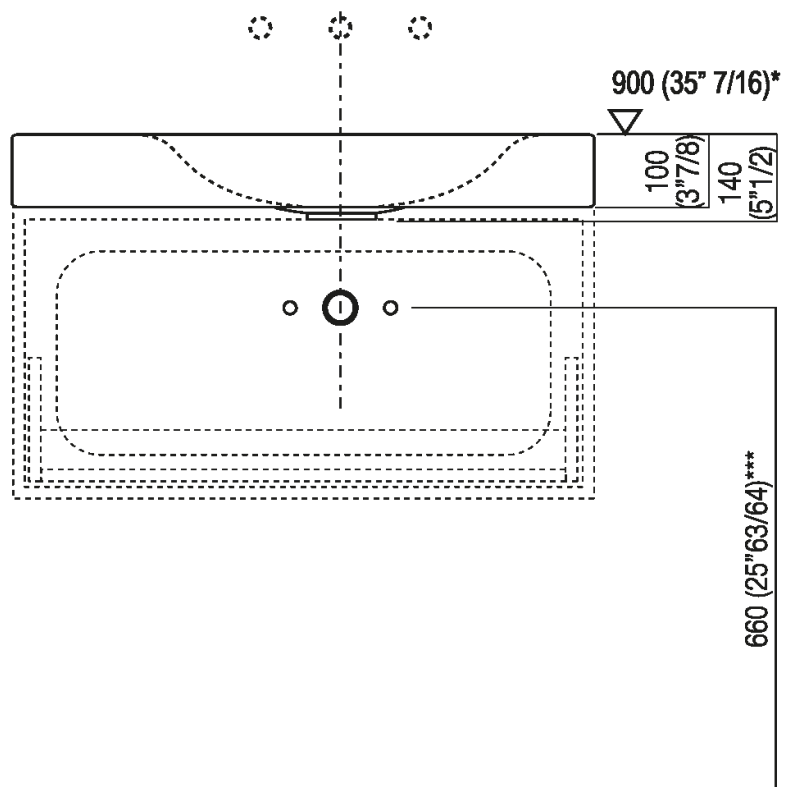
POSIZIONE RUBINETTERIA / TAP POSITION

Altezza consigliata / Recommended height





Installation notes



* h.consigliata / advised h

** scarico per sifone a bottiglia / drain for bottle trap