

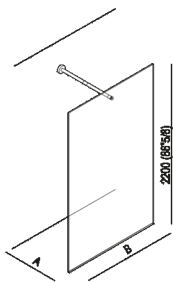


Shower for 3-sided solutions



DA10_

Benedini Associati, 2002


Showers with stainless steel profiles to fasten to the floor, or recess into the floor.



Finiture

-  etched
-  Transparent
-  Fumè
-  Extraclear

Materiali

-  Crystal glass

Fixed shower panel with horizontal support element. Crystal glass wall, 10 mm (3/8) thick, 2200 mm (86" 5/8) high. Define in the order: dimensions A and B, where A is always the entrance and the glass variant and add the specific charge. Construction work is required to recess the floor profiles if desired. However, they can also be mounted with screws and anchors, if installed on a finished floor.

Altezza: 220 cm 86" 5/8 inches

Note: A cm 70 / 100 (27" 9/16 - 39" 3/8) B cm 100 / 140 (39" 3/8 - 55" 1/8)