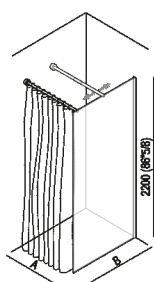






Corner shower - XC4
 DXC4_

Benedini Associati, 2002


Fixed shower wall with one horizontal support element for corner shower



Finiture

-  etched
-  Transparent
-  Fumè
-  Extracear

Materiali

-  Crystal glass

Fixed shower wall with one horizontal support element for corner shower. Crystal glass wall 8 mm (3/8") thick for B up to 1000 mm (39" 3/8); thickness 10 mm (3/8") for B greater than 1000 mm (39" 3/8). Height 2200 mm (86" 5/8). Horizontal element could be straight with three diffusers, straight with shower head connection, straight with no water supply function. Define in the order: dimensions A and B, where A is always the entrance and the glass variant and add the specific charge. If the horizontal support element is placed in the right position, or if an additional element is used, it is possible to use the curtain ATTEND03Z (pag. 20.92).

Altezza: 220 cm 86" 5/8 inches

Note: A cm 70 / 100 (27" 1/2 - 39" 3/8) B cm 70 / 140 (27" 1/2 - 55" 1/8)