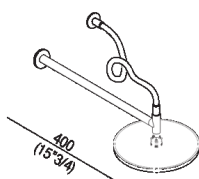




Wall support for shower head
 ARUB400_




Wall support for shower head. Coupling 1/2" G

Lunghezza: 40 cm 15" 3/4 inches



Note: Shower head supports in brass that allow to position the shower head distant from the water supply. As well as the standard finishes indicated, on request, you can have copper and nickel finish, by PVD (Physical Vapor Deposition) and natural polished brass or other customized natural brass, with minimum batch of 10 pieces and with surcharge equal to 20% of the cost of the chrome-plated finish; delivery 8 weeks from order date.

Finiture

-  Brushed burnished
-  Chrome
-  Natural brushed brass

Materiali

-  Brass